

Walsall Community Alarms




Basic Safety Package

This package is offered to all new service users. Existing service users can upgrade to this package if required. It consists of an alarm and pendant, Smoke alarm and police approved key safe.



Fall Detector

This unit is ideal for people who are prone to falls and would be unable to raise an alarm themselves due to capacity issues or certain medical conditions e.g. epilepsy. The fall detector either clips onto a waistband or is secured in the belt provided and fitted around the waist. It will raise an alarm automatically if you fall. A stand is provided for when the detector is not in use.



Bogus Caller

Positioned by the front door, this button will provide reassurance in the event of an unexpected caller. The Alarm is raised in "Silent Mode", this means that there is nothing heard or seen to indicate the alarm has been raised. The Alarm service will listen in, and take appropriate action. Suitable for anyone vulnerable to bogus callers, could also be worn on a pendant necklace for people with domestic violence issues.



Flood Detector

Provides an early warning of flood situations, such as taps being left on. Suitable for people with Dementia, learning Impairments or mobility issues.



CO Detector

Warns of dangerous CO levels which otherwise could go undetected, providing unrivalled levels of accuracy and reliability.



Bed / Chair Sensor

Provides an early warning by alerting that the user has left their bed or chair and not returned within a preset time period, indicating a potential fall.



X10 Lamp Modules

To be used in conjunction with the Bed / Chair Sensor to switch on a light when the bed / chair sensor is activated.




Temperature Extreme

Monitors for low and high temperature extremes. Helps minimise the risks associated with changes in temperature including the build up of heat in a kitchen and the risk of sustained periods of cold weather.




Enuresis Sensor

Placed between the mattress and sheet, this sensor provides immediate warning on detection of moisture, allowing effective action to be taken. The sensor eliminates the need for carers to make physical checks, promoting dignity and independence.



Epilepsy Sensor

Monitors the user's vital signs including heart rate and breathing patterns to detect a range of epileptic seizures. The sensor eliminates the need for carers to make physical checks, promoting independence and dignity.



Pill Dispenser

The Pill Dispenser will beep to remind the client to take a pill. The dispenser is not linked to an alarm and works independently as a reminder.



Profoundly deaf package

For deaf service users we will provide the alarm with pendant, smoke alarm and key safe the same as the basic safety package but we will also provide a bellman's pager and pillow alert to make the service user aware if the smoke alarm goes off.



Care Assist

Suitable for small sheltered / residential units with 24 hour support. Alarm will not come through to control room, it has a range of 200m and no telephone line is required. Up to 128 telecare sensors can be programmed into it. The Care Assist is a portable telecare alarm that can receive telecare alerts and display not only the type of sensor activated but also either the location of the sensor or the name of the person the sensor has been assigned to. This means that onsite carers can be quickly made aware of any incidents occurring.



Memo Pir


Family /carers can record a message on pir, to jog memory of service user so when they walk past it will play message. This does not connect to control room. Only 1 message can be stored per unit it can be recorded over as required. Family will need to change batteries. Message can be 20 seconds long.



Just Checking


Just Checking helps people with dementia or poor memory to live independently in their own home. It monitors the movement of a person in their home and generates a chart of activity, on-line. Care professionals use the system for assessment and planning care. Families use it to 'just check' that a family member is following their usual pattern of life, without intruding or undermining their independence. This system will be installed for 1 month only. Up to date information and details of how the equipment works can be found on the just checking web site at-

www.justchecking.co.uk



Pressure Mat

The pressure mat is placed on the floor either by a door or at the side of the bed. A thin mat needs to be placed over the top of it. When stepped on the pressure mat will automatically raise an alarm. Ideal in situations where a bed sensor cannot be fitted or to use as an intruder alert



Radio Pull Cord

Useful to put in places where pendants may not be worn e.g. above a bed or in hallway



Wrist Fall Detector

Designed to identify a serious fall that leads to a state of unconsciousness and immobility of the user. If such a fall is detected it will vibrate to alert the user. If the user starts to move again within a preset time limit after the fall a call to the monitoring centre will not be raised.



Telecare Technology

Service user will receive a telephone call. On answering that call they will hear a message. The message can be recorded by a family member or carer.

When prompted the service user will have to press any button on the phone to acknowledge that message. If they miss the first call they will get a second call 30 mins later if they do not acknowledge this call nominated carers will be notified. Useful as a reminder system. It is an independent company that supply this service. They charge £1.99 per wk for the reminder call and can have 4 messages per day. Community alarms will pay this charge as long as the service user also has an alarm system in place.

Up to date information and details of how the system works can be found on their web site at-



Door Alarm

The door alarm can be fitted to any door in the property. This system does not connect to the alarm service. The alarm will go off in the property when the door is opened. There is a switch on the side that can turn the device off if required. This piece of kit is ideal in a situation where family members or live in carers need to be made aware when a service user attempts to go outside or enter a particular room. Kit is suitable for people with dementia or learning difficulties who live with family/carers, and have a tendency to wander or put their selves at risk.



Property Exit Sensor

Property Exit Module This works with the P.I.R, Door Contacts and key switch to raise the alarm to the life line.

Door Contacts The door contacts can detect if the door is open or closed. The alarm is raised if the door is left open longer than the permitted time.

P.I.R The P.I.R detects movement, it works in conjunction with the door contacts and it will recognize if someone goes out of the door and has not returned.



Key Switch The key switch can be used to turn off the P.I.R, when the client has other visitors, it does not however disable the door left open alarm call.

This alarm is suitable for people with dementia who have a tendency to wander. A photo of the service user is taken and kept on file.



Contact Information

Control Room Telephone number - 01922 653252

E-mail – commalarms@walsall.gov.uk

Fax Number – 01543 372947